

EXAMPLES OF TYPEFACES AND DESIGNS



A B C D E
F G H I J
K L M N
O P Q R
S T U V
W X Y Z

A B C D E

F G H J K

L N O P

Q R S T

U V W

X Y Z


a b c d e


f g h j k

l n o p q




r s t v


w x y z





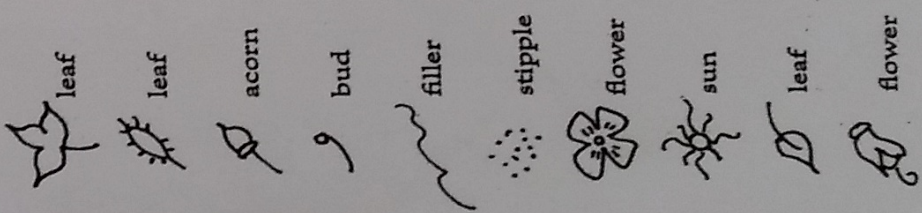

TRADITIONAL BORDER DESIGNS FROM THE RENAISSANCE




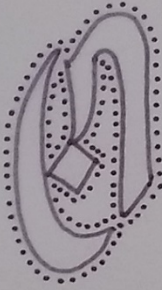


© Gail Stiller 1991

Small Star Borders



DESIGN IDEAS



Design Ideas

* Choose one or more of the designs at left to add to your illuminated artwork project.

* Use the tracing paper transfer method to get your chosen design onto your project.

* Use black, or white, or another color that contrasts strongly with your previously painted background color. Such as purple paint on top of yellow, or blue paint on top of orange.

* Use a smaller brush with fairly thick, opaque paint for your designs.